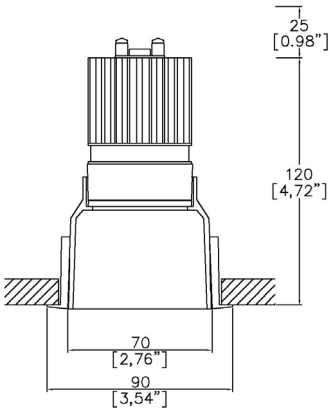


Soft70 Gen2 Deep Fixed Trim

TM65.2	11kgCO2e
TM66	2.5 CEAM



Ø90mm (3.54”) overall trim. Ø70mm (2.76”) overall trimless. Available with standard trim kit or 3 flush trim options, depending on ceiling type and finish. Family of matching products also available.



SF70100-TR1 <sup>(1)</sup>  
Cut-out Ø82mm (Ø3,22”).  
Required depth height + 25mm ^

LED Source	LED51/Q-HE	LED51/Q-HE	LED51/Q-HE	LED51/Q-HE
CCT	3000K	3000K	3000K	3000K
Drive Current	200mA	200mA	200mA	200mA
Power inc Driver	8.0W	8.0W	8.0W	8.0W
Beam Angle	NF (18°)	MF (25°)	FL (33°)	WFL (54°)
Delivered Lumens	1099	1161	1127	1125
Delivered Intensisty cd	9147	5623	3826	1739
Delivered Lumens per circuit watt	137	145	140	140
Forward Volt	34V	34V	34V	34V
CRI	≥95 CRI	≥95 CRI	≥95 CRI	≥95 CRI

L1  
≥75 Dwellings  
Compliant

L2  
≥95 General  
Compliant

L2  
≥80 Display  
Compliant

Apply these factors to 3000K for lumen output of other CCTs: 2700K x 0.98 / 4000K x 1.02.

Project Ref: \_\_\_\_\_ Location Ref: \_\_\_\_\_

Fixture Order Code: 

SF70100

 – 

TR1

 –  –  –  –

Fixture  
SF70100  
Soft70 Gen2 Deep Fixed for LED

Installation  
TR1  
Trim for Existing Ceilings (ceiling thickness 25mm max)

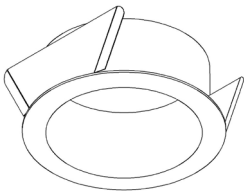
Body Finish  
WH03 White RAL 9016  
BK01 Black RAL 9005  
RAL\* Custom RAL Colour\*  
ABR1 Antique Brass  
ABZ1 Antique Bronze  
PCH1 Polished Chrome  
PNK1 Polished Nickel  
PBR1 Polished Brass

Trim Finish  
WH03 White RAL 9016  
BK01 Black RAL 9005  
RAL\* Custom RAL Colour\*  
ABR1 Antique Brass  
ABZ1 Antique Bronze  
PCH1 Polished Chrome  
PNK1 Polished Nickel  
PBR1 Polished Brass

IP Rating  
20 IP20  
54 IP54  
65 IP65

Fire Rating  
0 No Fire Rating  
FR (3) Fire Rated

- (1) For any ceiling thickness or construction type not shown please contact Lucent
- (2) Adjustment may be limited in thicker ceiling constructions. Refer to installation instructions for details.
- (3) Tested and approved to EN 1363-1:2020 and EN 1365-2:2014 for 60 minutes Fire Rating.



Trim Kit for Existing Ceilings

Module Order Code: 

LED51/Q-HE

 –  –

LED  
LED51/Q-HE  
LED50 ONE QUANTUM High Efficacy

CCT  
27 2700K  
30 3000K  
40 (4) 4000K

Beam  
NF Narrow Flood  
MF Medium Flood  
FL Flood  
WFL Wide Flood

(4) contact Lucent for availability


Driver Options:

Protocol  
S Non-Dim  
A Analogue (0-10v)  
P Phase  
D DALI  
B Bluetooth\*\*

Emergency Options:

Emergency  
E Maintained 3hr Emergency  
ED Maintained 3hr DALI Self Test  
ES Maintained 3hr Self Test

Installation Kits



Trim Kit for Existing Ceilings

Finish selection




Antique Brass



Antique Bronze



Polished Brass




Polished Nickel




Polished Chrome

Accessories




Honeycomb Louvre



Diffusing Lens



Frosted Lens



Heavy Spread Lens



Linear Spread Lens

Accessories Order Code:

- Louvre/Lens
- LL45 Honeycomb Louvre
  - LLDF Diffusing Lens
  - LLFR Frosted Lens
  - LLLS Linear Spread Lens
  - LLHS Heavy Spread Lens

Technical Details

\*Custom RAL code must be specified. Custom RAL colours can increase prices and lead times

Dimming. Whilst Lucent can offer the majority of its luminaires with various dimming options, it remains the responsibility of the specifier/installer to check and ensure compatibility of any control equipment used. Additional cabling may be required depending on the dimming protocol specified.

\*\*Bluetooth (wireless) is the communication method. The exact dimming protocol must be confirmed to allow the selection of suitable drivers or bluetooth devices.

^ Depth indicated is the minimum recess depth for the luminaire with a remote mounted LED driver. Installing a driver through either the luminaire cut-out or installation kit may require additional recess depth, please refer to the relevant luminaire installation instructions for further details.Data correct at time of publishing

First Fix Requirement. Luminaire comprised of fixture body with ceiling trim and installation kit, which is to be fitted into the ceiling once finished. Ensure correct alignment of the installation kit before final assembly (see luminaire instllation instructions for details)

IP Rating. Tested from underside of the ceiling

Note that the picture of the finishes provided is for illustrative purposes only. The finishes may vary in colour, texture and appearance. Contact Lucent lighting Ltd for more information.

It is the policy of Lucent Lighting to continually review and improve its products and therefore reserve the right to change any details of product or withdraw specifications without prior notice.

Luminaires designed to comply with EN60598 and all other standards.

This specification sheet superseded all previous versions.

All intellectual property rights pertaining to the product described above and to this document are owned by or licensed to Lucent Lighting Ltd.

We reserve the right to take whatever action is necessary to protect those intellectual property rights.